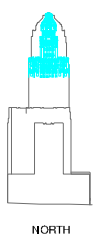
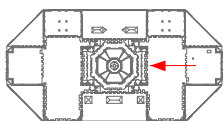


Key Elevation



NORTH

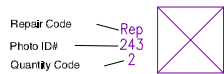
Key Plan



N

Key to Symbols

Each annotation is comprised of a symbol and a label. The symbol indicates the location or extent of a repair. The label includes a repair code identifying the type of repair, a quantity code, and a Photo ID number. The example below describes a masonry unit replacement repair, consisting of two units, documented in Photo 243:



Key to Survey Codes

Repairs	Symbols	Repair Codes	Quantity Codes
Cracks		RF Rout and Fill EI Epoxy Injection	Length of crack repair in linear feet
Lintels		RL Replace Lintel	Individual unit and associated Terra Cotta
Terra Cotta & Stone Units		RR Remove and Reset unit Rep Replace unit	Number of units affected
Mortar Joints		MsM Missing Mortar, Deep mortar injection OJ Repoint Open Joints	Linear Feet of mortar injection
Spalls		D Dutchman repair C Composite repair	Area of repair in square inches